



**SOUND
INSULATION**

+



**FITNESS
FLOORING**

**THE ORIGINAL RUBBER IMPACT SOUND
INSULATION AND FITNESS FLOORING.**

**QUIETER
SPACES
SOUND
GOOD.**





ACHIEVING THE INDUSTRY'S BEST IIC RATINGS

SINCE 2000



KICK NOISE OUT

QT Sound Insulation is a line of high quality sound control underlayments, manufactured in the USA by Ecore International, a company that transforms reclaimed materials into unique performance surfaces that make people's lives better. QT has been tested in more than 650 laboratory and field assemblies. QT has been proven to repeatedly perform as engineered to meet design requirements.

WHAT MAKES QT SO SUSTAINABLE?

Made from 94 percent recycled tire rubber, the QT brand of products provides an environmentally responsible solution for quality sound control by using and reusing industrial and post-consumer waste.


Ecore takes back more than we put in. Ecore diverted more than 111 million pounds of truck tires from landfills in 2020 while only contributing 9.6 million pounds of waste to landfills. That's a Net Landfill Diversion of 101.4 million pounds.






8mm vulcanized composition rubber


COLOR OPTIONS




Blackout
FF00




Blue Star
FF01



Stargazing
FF02



Cosmic Dust
FF04




Black Hole Sun
FF05

QT FITNESS FLOORING

THE ORIGINAL RECYCLED RUBBER FITNESS FLOOR

SET THE STANDARD

Ideal for light weights, cardio, and selectorized strength equipment. This performance surface sets the standard for quality and affordability.

 **10.4% FORCE REDUCTION**

 **71.9% ENERGY RESTITUTION**


APPLICATIONS


- Home Gyms
- Free Weights
- Cardio
- Selectorized Strength
- Public Spaces
- Therapy / Rehab

BENEFITS

- Shock Absorbent
- Durable
- Affordable
- Slip Resistant
- Easy to Install

FORM & DIMENSIONS


 Roll
8mm x 48" x 25LF
8mm x 48" x 50LF

 Interlocking Tile
8mm x 23" x 23"



BENEFITS

- Made in the USA from 94-percent resilient recycled rubber and backed by more than 650 independent laboratory and field tests
- Fast, hassle-free installation
- Compatible with most floor finishes
- Doubles as a crack isolation membrane; high performance rating by TCNA per ANSI 118.12 5.4 (over 1/8" protection)
- Can thin-set tile directly
- Compatible with radiant heat flooring systems
- 5mm thick QT performs better than 12mm cork per ASTM E2179



QTSCU

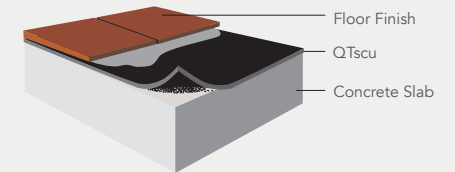
THE ORIGINAL RECYCLED RUBBER IMPACT SOUND INSULATION

QTscu is engineered for use directly under most floor finishes, yielding exceptional impact sound insulation results, even under hard surface flooring for concrete or wood-framed construction. QTscu can be installed under most types of grouted, glued, and floating floors, including tile, hardwood, engineered wood, laminate, and LVT.

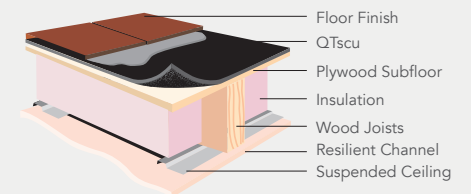
OPTIONS

- Available in 48-inch-wide rolls and five standard thicknesses:
2mm
5mm
10mm
12mm
15mm
- Custom thicknesses available
- Optional vapor barrier (only available for use underneath floating floors)

SLAB CONCRETE



WOOD JOIST



QTSCU TEST RESULTS

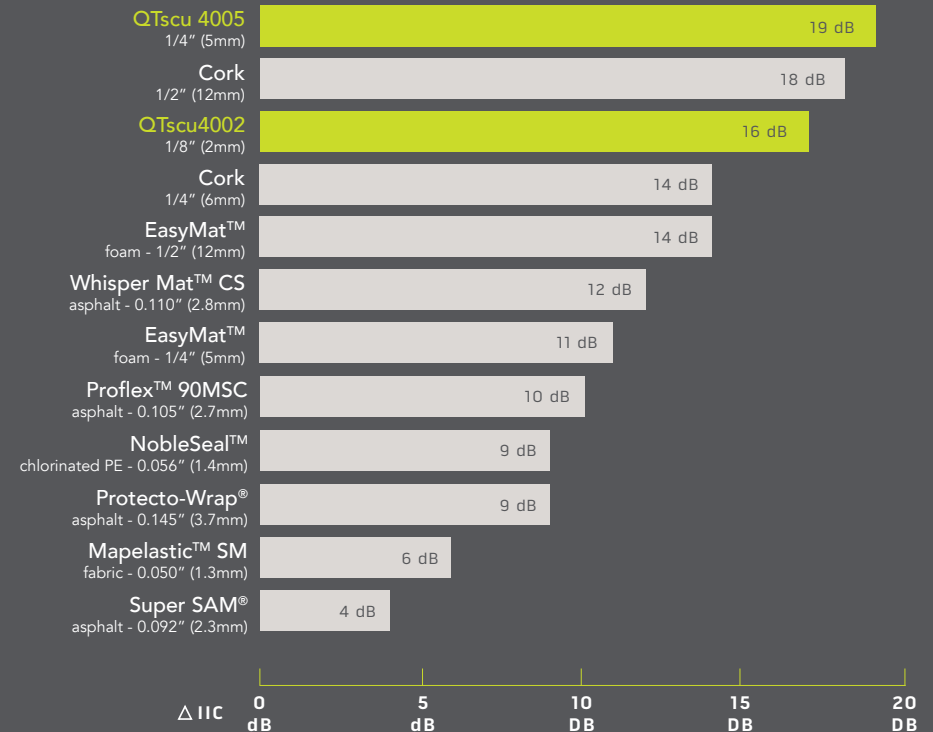
For additional test results, please visit qtsoundcontrol.com.

Floor Structure	Ceiling	Finish	QTscu	IIC	STC	Test #
5.5" Epicore MSR	YES	LVT	QT4002	64	62	I3463.08
5.5" Epicore MSR	NO	LVT	QT4005	52	51	I3463.12
5.5" Vulcraft Deck	NO	Engineered Wood	QT4005	50	50	h7786.05
5.5" Vulcraft Deck	NO	LVT	QT4005	51	52	h7786.03
6" concrete	NO	Bamboo	QT4005	51		7012005
6" concrete	NO	Engineered Wood	QT4002	54	53	d7706.01
6" concrete	YES	Engineered Wood	QT4002	68	62	d7519.11
6" concrete	YES	LVT	QT4002	62	62	d7519.10
6" concrete	NO	LVT	QT4002	50	54	c8707.02
6" concrete	NO	LVT	QT4005	52	54	c8707.03
6" concrete	YES	Porcelain Tile	QT4002	58	62	d7519.09
6" concrete	NO	Porcelain Tile	QT4010	50	54	d6770.05
6" concrete	NO	Porcelain Tile	QT4012	51	54	d6770.07
7" concrete	NO	Bamboo	QT4002	54	55	c5673.01A
7" concrete	NO	Laminate	QT4002	58	56	c5673.01B
7" concrete	NO	LVT	QT4002	52	57	c6377.01
8" concrete	NO	Bamboo	QT4002	53		7012004
8" concrete	NO	Engineered Wood	QT4005	54	55	f1775.03
8" concrete	YES	Engineered Wood	QT4005	67	62	e3618.02
8" concrete	YES	Hardwood	QT4002	72	72	7004004
8" concrete	NO	LVT	QT4002	51	54	f9452.01
8" concrete	YES	LVT	QT4002	66	64	f9452.02
8" concrete	NO	LVT	QT4005	54	56	f9452.04
8" concrete	YES	LVT	QT4005	69	64	f9452.03
8" concrete	NO	Porcelain Tile	QT4005	51	57	d6771.02
8" concrete	NO	Porcelain Tile	QT4010	53	57	d6771.03
10" concrete	NO	Engineered Wood	QT4002	56	55	I1766.01
10" concrete	YES	Engineered Wood	QT4002	68	61	I1766.05
Steel Joist	YES	LVT	QT4005	50	56	h3319.04
TJI	YES	Ceramic Tile	QT4002	53	62	e6968.15
TJI	YES	Engineered Wood	QT4002	56	59	L3172.02
TJI	YES	Engineered Wood	QT4005	55	61	L3172.06
TJI	YES	Laminate	QT4002	58	61	e6968.13
TJI	YES	LVT	QT4002	53	60	L3172.04
TJI	YES	LVT	QT4005	55	60	L3172.05
Wood Joist	YES	Hardwood	QT4005	51		7002053
Wood Joist	YES	Quarry Tile	QT4005	56		7002038
Wood Joist	YES	Quarry Tile	QT4010	59		7002041
Wood Truss	YES	Engineered Wood	QT4002	55	59	L2271.09
Wood Truss	YES	Engineered Wood	QT4005	56	59	L2271.11
Wood Truss	YES	Ceramic Tile	QT4005	52	64	d0875.02
Wood Truss	YES	Laminate	QT4002	53	63	c7016.01
Wood Truss	YES	LVT	QT4002	50	63	c8706.05
Wood Truss	YES	LVT	QT4005	53	63	c8706.03

EVALUATION OF IMPROVEMENT CAUSED BY RESILIENT UNDERLAYMENT (DELTA IIC)

Tested to ASTM E2179.
Tested with tile flooring covering.

BRAND AND THICKNESS



QTSCU PRODUCT TECHNICAL DATA

PRODUCT	THICKNESS	ROLL DIMENSIONS	WEIGHT/ROLL	(ASTM-D22240) TYPE A HARDNESS
QT4002	2mm (1/8")	48" x 75'	120 lbs	55 durometer
QT 4005	5mm (1/4")	48" x 30'	100 lbs	48 durometer
QT 4010	10mm (3/8")	48" x 15'	100 lbs	48 durometer
QT 4012	12mm (1/2")	48" x 15'	125 lbs	48 durometer
QT 5015	15mm (5/8")	48" x 15'	156 lbs	56 durometer

QTSCU INSTALLATION GUIDE


TILE/GLUE DOWN INSTALLATIONS



STEP 1
After installing a perimeter isolation strip, apply approved adhesive to the subfloor using recommended trowel size.



STEP 2
Lay the QTscu into the adhesive bed.



STEP 3
Roll the QT with an approved flooring roller.



STEP 4
Apply thin set or adhesive over the QT using the finished floor manufacturer's recommended trowel size.



STEP 5
Lay floor finish.

WOOD/LAMINATE/FLOATING INSTALLATIONS



STEP 1
After installing a Perimeter Isolation Strip, simply roll out the QTscu in the opposite direction in which you wish to install the finished floor. Allow to relax 2 hours before making final cuts.



STEP 2
When floating the finished floor, you can float the QT. It is recommended that you tape the seams to prevent shifting during installation.



STEP 3
Install your finished floating floor. If installing hardwood, do not nail through the QT. Trim the excess Perimeter Isolation Strip around the entire perimeter of the finished floor.

PERIMETER ISOLATION STRIP

Our Perimeter Isolation Strips consist of expanded, closed cell, plank, polyethylene foam that meets ASTM D1056 and ASTM D3575 standards. This accessory is an economical, lightweight, flexible, compressible, resilient, nonabsorbent and inherent bond breaker that minimizes lateral sound transmission. Perimeter Isolation Strip should be used with every QT installation.

APPLICATIONS

- To break path of vibration transmission between the floor and the wall.

SIZES AND PACKAGING

- Standard thickness 1/4" x 2.5" x 50ft rolls



TYPICAL PHYSICAL PROPERTIES	TEST METHOD	UNIT	TYPICAL RESULTS
Compression Strength	ASTM D-3575	@25% deflection psi @50% deflection psi	3.8 11.6
Compression Set	ASTM D-3575	%	<30
Tensile Strength	ASTM D-3575	psi	58 30
Elongation	ASTM D-3575	%	86 60
Tear Resistance	ASTM D-3575	lb/in	11 17
Density Range	ASTM D-3575	lb/ft ³	1.5 - 1.9
Water Absorption	ASTM D-1056	lb/ft ²	<0.1
Thermal Stability	ASTM D-3575	%	<5
Thermal Conductivity (k-value)	ASTM C-518	(BTU-IN / HR-FT ² -°F)	0.35 - 0.42
Thermal Resistance (R-value)	ASTM C-518	(HR-FT ² -°F / BTU)	1.30 - 1.60



**SOUND
INSULATION**

HEARD UPSTAIRS?

For more information and samples,
call 1-866-326-5712 or visit
WWW.QTSOUNDCONTROL.COM

Ecore
715 Fountain Avenue, Lancaster, PA 17601
ecoreintl.com
©2022 All designs, text, and colors are
copyrighted by Ecore. QT is a trademark of Ecore.

Tests conducted by third party labs fully
accredited and compliant with the international
accreditation standard (ISO/IEC 17025).



POWERED BY
ecore™